

# Star Unfolding Convex Polyhedra via Quasigeodesic Loops

Jin-ichi Itoh · Joseph O’Rourke · Costin Vîlcu

Received: 12 December 2008 / Revised: 31 July 2009 / Accepted: 12 August 2009 /  
Published online: 11 September 2009  
© Springer Science+Business Media, LLC 2009

**Abstract** We extend the notion of star unfolding to be based on a quasigeodesic loop  $Q$  rather than on a point. This gives a new general method to unfold the surface of any convex polyhedron  $\mathcal{P}$  to a simple (nonoverlapping) planar polygon: cut along one shortest path from each vertex of  $\mathcal{P}$  to  $Q$ , and cut all but one segment of  $Q$ .

**Keywords** Unfolding · Star unfolding · Convex polyhedra · Quasigeodesics · Quasigeodesic loops · Shortest paths

## 1 Introduction

There are two general methods known to unfold the surface  $\mathcal{P}$  of any convex polyhedron to a simple (nonoverlapping) polygon in the plane: the source unfolding and the star unfolding. Both unfoldings are with respect to a point  $x \in \mathcal{P}$ . Here we define a third general method: the star unfolding with respect to a simple closed “quasigeodesic loop”  $Q$  on  $\mathcal{P}$ . In a companion paper [12], we extend the analysis to the source unfolding with respect to a wider class of curves  $Q$ .

---

Preliminary versions of this work appeared in [10, 11].

C. Vîlcu was partially supported by Romanian Government grant PN II Idei 1187.

J.-i. Itoh

Department of Mathematics, Faculty of Education, Kumamoto University, Kumamoto 860-8555,  
Japan

e-mail: [j-itoh@kumamoto-u.ac.jp](mailto:j-itoh@kumamoto-u.ac.jp)

J. O’Rourke (✉)

Department of Computer Science, Smith College, Northampton, MA 01063, USA

e-mail: [orourke@cs.smith.edu](mailto:orourke@cs.smith.edu)

C. Vîlcu

Institute of Mathematics “Simion Stoilow” of the Romanian Academy, P.O. Box 1-764,  
014700 Bucharest, Romania

e-mail: [Costin.Vilcu@imar.ro](mailto:Costin.Vilcu@imar.ro)

The *point source unfolding* cuts the *cut locus* of a point  $x$ : the closure of the set of all those points  $y$  to which there is more than one shortest path on  $\mathcal{P}$  from  $x$ . The notion of cut locus was introduced by Poincaré [18] in 1905 and since then has gained an important place in global Riemannian geometry; see, e.g., [13] or [19]. The point source unfolding has been studied for polyhedral convex surfaces since [20] (where the cut locus is called the “ridge tree”).

The *point star unfolding* cuts the shortest paths from  $x$  to every vertex of  $\mathcal{P}$ . The idea goes back to Alexandrov [1, p. 181, see [2] for German translation and [3] for English translation];<sup>1</sup> that it unfolds  $\mathcal{P}$  to a simple (nonoverlapping) polygon was established in [5].

In this paper we extend the star unfolding to be based on a simple closed polygonal curve  $Q$  with particular properties, rather than on a single point. This unfolds any convex polyhedron to a simple polygon, answering a question raised in [6, p. 307]. The curves  $Q$  for which our star unfolding works are quasigeodesic loops, which we now define.

*Geodesics and Quasigeodesics.* Let  $\Gamma$  be any directed curve on a convex surface  $\mathcal{P}$ , and  $p \in \Gamma$  be any point in the relative interior of  $\Gamma$ , i.e., not an endpoint. Let  $L(p)$  be the total surface angle incident to the left side of  $p$ , and  $R(p)$  the angle to the right side.  $\Gamma$  is a *geodesic* if  $L(p)=R(p)=\pi$  for all such points  $p$ . A *quasigeodesic*  $\Gamma$  loosens this condition to  $L(p) \leq \pi$  and  $R(p) \leq \pi$ , again for all  $p$  interior to  $\Gamma$  [4, p. 16], [17, p. 28]. So a quasigeodesic  $\Gamma$  has  $\pi$  total face angle incident to each side at all nonvertex points (just like a geodesic) and has at most  $\pi$  angle to each side where  $\Gamma$  passes through a polyhedron vertex. A *simple closed geodesic* is non-self-intersecting (*simple*) closed curve that is a geodesic, and a *simple closed quasigeodesic* is a simple closed curve on  $\mathcal{P}$  that is quasigeodesic throughout its length. As all curves we consider must be simple, we will henceforth drop that prefix.

A *geodesic loop* is a closed curve that is geodesic everywhere except possibly at one point, and similarly a *quasigeodesic loop* is quasigeodesic except possibly at one point  $x$ , the *loop point*, at which the angle conditions on  $L(x)$  and  $R(x)$  may be violated—one may be larger than  $\pi$ . Quasigeodesic loops encompass closed geodesics and quasigeodesics, as well as geodesic loops.

Pogorelov showed that any convex polyhedron  $\mathcal{P}$  has at least three closed quasigeodesics [16], extending the celebrated earlier result of Lyusternik–Schnirelmann showing the same for differentiable surfaces homeomorphic to a sphere. However, there is no algorithm known that will find a simple closed quasigeodesic in polynomial time: Open Problem 24.2 [6, p. 374].

Fortunately it is in general easy to find quasigeodesic loops on a given  $\mathcal{P}$ : start at any nonvertex point  $p$  and extend a geodesic from  $p$  in opposite directions, following each branch until a self-intersection point is found, either between branches or within one branch. If no vertices are encountered, we have a geodesic loop; if vertices are encountered, at each vertex continue in an arbitrary direction that maintains quasigeodesicity, to obtain a quasigeodesic loop. An exception to this ease of finding a quasigeodesic loop could occur on an *isosceles tetrahedron*: a tetrahedron whose

<sup>1</sup>It is called the “Alexandrov unfolding” in [14].

four faces are congruent triangles, or, equivalently, one at which the total face angle incident to each vertex is  $\pi$ . It is proved in [9] that a convex surface possesses a *simple quasigeodesic line*—a non-self-intersecting quasigeodesic infinite (of unbounded length) in both directions—if and only if the surface is an isosceles tetrahedron. So extending a quasigeodesic indefinitely in both directions without self-intersection is possible only on isosceles tetrahedra.

*Discrete Curvature.* The discrete curvature  $\omega(p)$  at any point  $p \in \mathcal{P}$  is the *angle deficit* or *gap*:  $2\pi$  minus the sum of the face angles incident to  $p$ . The curvature is only nonzero at vertices of  $\mathcal{P}$ ; at each vertex it is positive because  $\mathcal{P}$  is convex. The Gauss–Bonnet theorem says that, for any closed curve  $Q$ , the total turn  $\tau$  of  $Q$  (the sum of  $\pi - L(p)$  over all  $p$  along  $Q$ ) plus the curvature enclosed to the left of  $Q$  is  $2\pi$ . For a closed geodesic,  $\tau = 0$ , so a closed geodesic partitions the curvature into  $2\pi$  in each “hemisphere” of  $P$ . For quasigeodesics that pass through vertices,  $\tau \geq 0$  to either side, so the curvature in each half is at most  $2\pi$ . The curvature in each half defined by a quasigeodesic loop depends on the angle at the loop point.

*Some Notation.* Denote by  $P_1$  and  $P_2$  the closure of the two components of  $P \setminus Q$ . As our main focus is usually on one such half, to ease notation we sometimes use  $P$  without a subscript to represent either such *half-surface* when the distinction between them does not matter. Unless otherwise stated, vertices of  $\mathcal{P}$  are labeled  $v_i$  in arbitrary order. We will use  $pp'$  to denote a shortest path on  $\mathcal{P}$  between  $p$  and  $p'$ . Other notation will be introduced as needed.

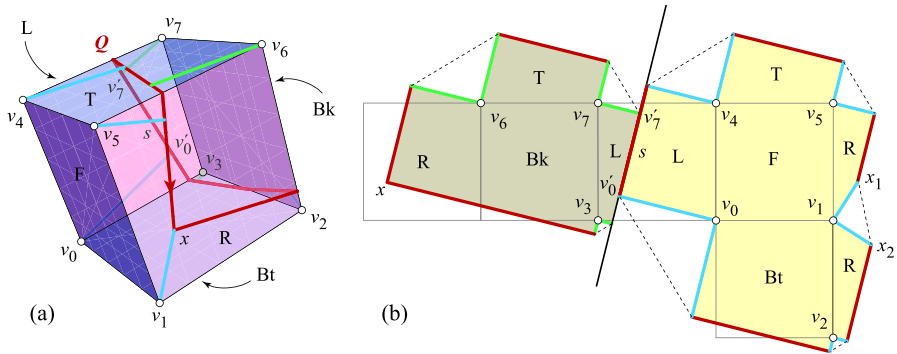
## 2 Examples and Algorithm

We start with an example. Figure 1(a) shows a geodesic loop  $Q$  on the surface  $\mathcal{P}$  of a cube.  $L(p) = R(p) = \pi$  at every point  $p$  of  $Q$  except at  $x$ , where  $R(x) = \frac{3}{2}\pi$  and  $L(x) = \frac{1}{2}\pi$ . Note that three cube vertices,  $v_3, v_6, v_7$  are to the left of  $Q$ , and the other five to the right. This is consistent with the Gauss–Bonnet theorem, because  $Q$  has a total turn of  $\frac{1}{2}\pi$ , so turn plus enclosed curvature is  $2\pi$ .

For each vertex  $v_i \in \mathcal{P}$ , we select a shortest path  $\text{sp}(v_i) = v_i v'_i$  to  $Q$ : a geodesic from  $v_i$  to a point  $v'_i \in Q$  whose length is minimal among all geodesics to  $Q$ . In general there could be several shortest paths from  $v_i$  to  $Q$ ; we use  $\text{sp}(v_i)$  to represent an arbitrarily selected one. The point  $v'_i \in Q$  is called a *projection* of  $v_i$  onto  $Q$ . In this example, for each  $v_i$ , there is a unique shortest path  $\text{sp}(v_i)$ , which is the generic situation.

**Algorithm** If we view the star unfolding as an algorithm with inputs  $\mathcal{P}$  and  $Q$ , it consists of four main steps:

0. Cut  $\mathcal{P}$  along  $Q$ , producing the half-surfaces  $P_1$  and  $P_2$ .
1. For each half-surface  $P_k$ , select shortest paths  $\text{sp}(v_i)$  from each  $v_i \in P_k$  to  $Q$ .
2. Cut along all  $\text{sp}(v_i)$  and flatten each half-surface.
3. Rejoin the two flattened halves at a segment  $s \subset Q$ .



**Fig. 1** (a) Geodesic loop  $Q$  on cube. Shortest paths  $sp(v_i)$  are shown. Faces are labeled  $\{F, T, L, R, Bt, Bk\}$ . (b) Star unfolding with respect to  $Q$ , joined at  $s = v'_0v'_7$

After cutting along  $sp(v_i)$ , we conceptually insert an isosceles triangle with apex angle  $\omega(v_i)$  at each  $v_i$ , which flattens each resulting half. One half-surface (in our example, the left half) is convex, while the other resulting half-surface may have several points of nonconvexity, at the images of  $x$ . (In our example, only the image  $x_1$  is nonconvex, when the inserted “curvature triangles” are included.) In the final step of the procedure, we select a segment  $s$  of  $Q$  whose interior contains neither a vertex  $v_i$  nor any vertex projection  $v'_i$ , such that the extension of  $s$  is a supporting line of each half, and glue to the halves along  $s$ . In our first example, we choose  $s = v'_0v'_7$  (many choices for  $s$  work in this example), which leads to nonoverlap of the two halves.

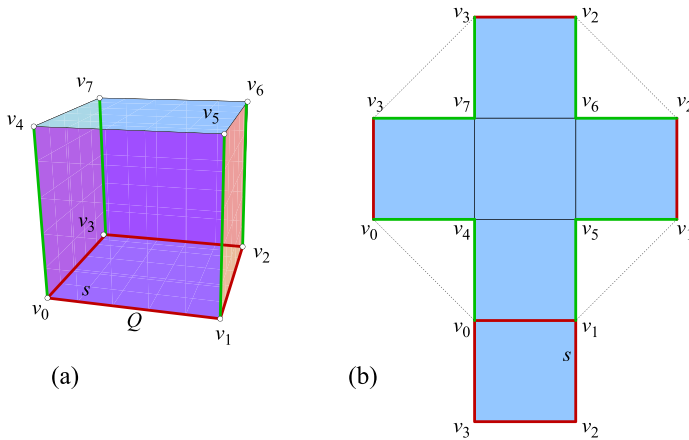
We illustrate with one more example before proceeding. Again  $\mathcal{P}$  is a cube, but now  $Q$  is the closed quasigeodesic composed of the edges bounding one square face, the bottom face in Fig. 2(a). Cutting four shortest paths from the other vertices orthogonal to  $Q$  and cutting all but one edge  $s$  of  $Q$  result in the standard Latin-cross unfolding of the cube shown in (b).

We now proceed to detail the three steps of the procedure, this time with proofs. Because the proofs for quasigeodesics are straightforward in comparison to the proofs for quasigeodesic loops, we separate the two in the exposition.

### 3 Quasigeodesics

#### 3.1 Shortest Path Cuts for Quasigeodesics

We again use a cube as an illustrative example, but this time with a closed quasigeodesic  $Q$ , not a loop:  $Q = (v_0, v_5, v_7)$ ; see Fig. 3(a). There is  $\pi$  angle incident to the right at  $v_5$ , and  $\frac{1}{2}\pi$  incident to the left; and similarly at  $v_0$  and  $v_7$ . At all other points  $p \in Q$ ,  $L(p) = R(p) = \pi$ . Thus  $Q$  is indeed a quasigeodesic. We will call the right half (including  $v_2$ )  $P_1$  and the left half (including  $v_4$ )  $P_2$ . In Fig. 3(a), the paths from  $\{v_1, v_3, v_6\}$  are uniquely shortest. From  $v_2$  there are three paths tied for shortest, and from  $v_4$  also three are tied.



**Fig. 2** (a)  $Q = (v_0, v_1, v_2, v_3)$ . (b) Star unfolding with respect to  $Q$ . Here the uncut segment of  $Q$  is  $s = v_0v_1$

A central fact that enables our construction is this key lemma from [7, Corollary 1], slightly modified for our circumstances:

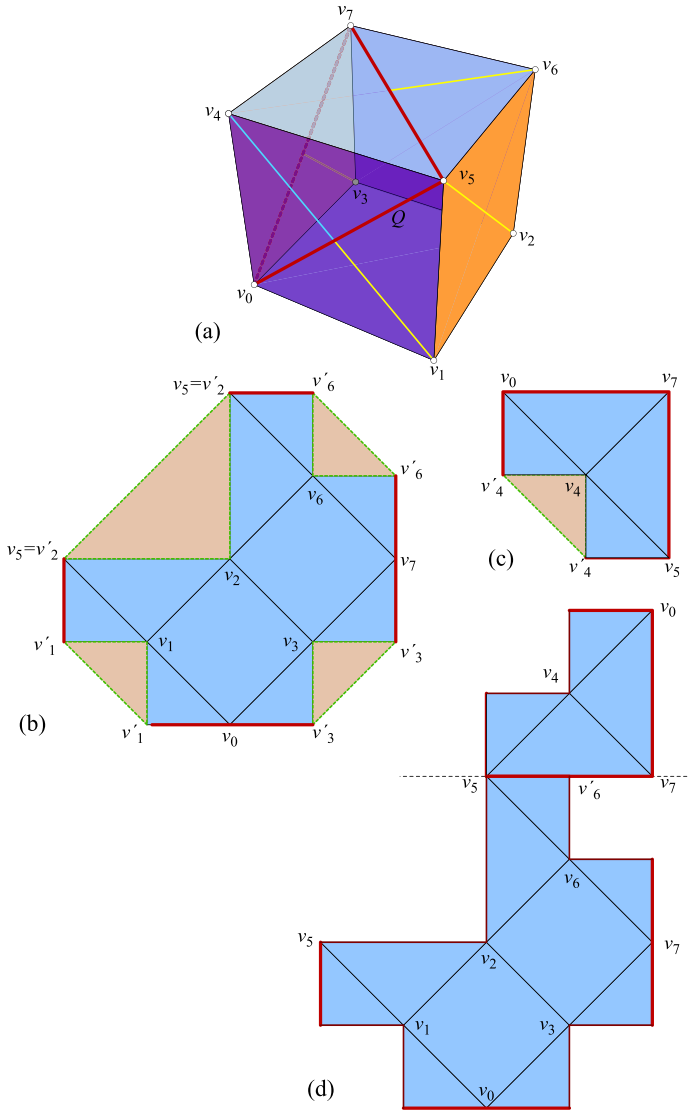
**Lemma 1** *Let  $W$  be a simple closed polygonal curve on a convex surface  $\mathcal{P}$ , and let  $p$  be any point of one (closed) half-surface  $P$  bounded by  $W$ , but not on  $W$ . Let  $p'$  be one of the points of  $W$  closest to  $p$ . Then for any choice of  $\text{sp}(p) = pp'$ , the angle  $\alpha$  made by  $\text{sp}(p)$  with  $W$  at  $p'$  is at least  $\pi/2$ . In particular, if  $p'$  is not a corner of  $W$ , then  $\alpha = \pi/2$  and the path  $\text{sp}(p)$  is unique as shortest between  $p$  and  $p'$ , and  $\alpha > \pi/2$  occurs only at corners  $p'$  where the angle of  $W$  toward  $P$  is larger than  $\pi$ .*

A second fact we need concerning the shortest paths  $\text{sp}(v_i)$  is that they are disjoint.

**Lemma 2** *Any two shortest paths  $\text{sp}(v_1)$  and  $\text{sp}(v_2)$  are disjoint for distinct vertices  $v_1, v_2 \in P$ .*

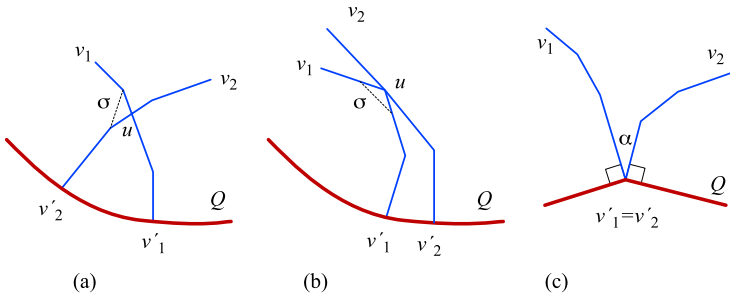
*Proof* Suppose for contradiction that at least one point  $u$  is shared:  $u \in \text{sp}(v_1) \cap \text{sp}(v_2)$ . We consider four cases: one shortest path is a subset of the other, the shortest paths cross, the shortest paths touch at an interior point but do not cross, or their endpoints coincide.

1.  $\text{sp}(v_2) \subset \text{sp}(v_1)$ . Then  $\text{sp}(v_1)$  contains a vertex  $v_2$  in its interior, which violates a property of shortest paths [20, Lemma 4.1].
2.  $\text{sp}(v_1)$  and  $\text{sp}(v_2)$  cross properly at  $u$ . It must be that  $|uv'_1| = |uv'_2|$ , otherwise both paths would follow whichever tail is shorter. But now it is possible to shortcut the path in the vicinity of  $u$  via  $\sigma$  as shown in Fig. 4(a), and the path  $(v_1, \sigma, v'_2)$  is shorter than  $\text{sp}(v_1)$ .
3.  $\text{sp}(v_1)$  and  $\text{sp}(v_2)$  touch at  $u$  but do not cross properly there. Then there is a shortcut  $\sigma$  to one side (the side with angle less than  $\pi$ ), as shown in Fig. 4(b).



**Fig. 3** (a) Cube and quasigeodesic  $Q = (v_0, v_5, v_7)$ . Shortest paths  $sp(v_i)$  as indicated. (b) Flattening the right half-surface by insertion of curvature triangles along the shortest paths  $sp(v_i) = v_i v'_i$ . (c) Flattening the left half-surface. (d) Two halves joined at  $s = v_5 v'_6$

4.  $v'_1 = v'_2$ . From Lemma 1 we know the two paths are orthogonal to the quasigeodesic  $Q$  at  $v'_1 = v'_2$ ; hence, since they cannot be in the situation of Case 1, there is an angle  $\alpha > 0$  separating the paths in a neighborhood of the common endpoint; see Fig. 4(c). Then  $Q$  has more than  $\pi$  angle to one side at this point, violating the definition of a quasigeodesic. □



**Fig. 4** Lemma 2: (a) paths cross; (b) paths touch at an interior point; (c) paths meet at endpoint

This lemma ensures that the cuttings along  $sp(v_i)$  do not interfere with one another.

### 3.2 Flattening the Half-Surfaces Determined by Quasigeodesics

The next step is to flatten each chosen half-surface  $P_1$  and  $P_2$  (independently) by suturing in “curvature triangles” along each  $sp(v)$  path. Let  $P$  be one of  $P_1$  or  $P_2$ . The basic idea goes back to Alexandrov [3, p. 241, Fig. 103] and was used also in [8]. Let  $\ell$  be the length of a shortest path  $sp(v)$ , and let  $\omega = \omega(v) > 0$  be the curvature at  $v$ . We glue into  $sp(v) = vv'$  the isosceles *curvature triangle*  $\Delta$  with apex angle  $\omega$  gluing to  $v$ , and incident sides of length  $\ell$  gluing along the cut  $vv'$ . This is illustrated in Fig. 3(b,c). We display this in the plane for convenience of presentation; the triangle insertion should be viewed as operations on the manifolds  $P_1$  and  $P_2$ , each independently.

This procedure only works if  $\omega < \pi$ , for  $\omega$  becomes the apex of the inserted triangle  $\Delta$ . If  $\omega \geq \pi$ , we glue in two triangles of apex angle  $\omega/2$ , both with their apexes at  $v$ .<sup>2</sup> Slightly abusing notation, we use  $\Delta$  to represent these two triangles together. In fact we must have  $\omega < 2\pi$  for any vertex  $v$  (else there would be no face angle at  $v$ ), so  $\omega/2 < \pi$ , and this insertion is indeed well defined.

We should remark that an alternative method of handling  $\omega \geq \pi$  would be to simply not glue in anything to the vertex  $v$  with  $\omega(v) \geq \pi$ , in which case we still obtain the lemma below leading to the exact same unfolding.

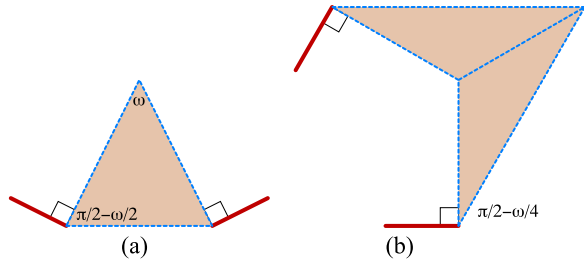
Now, because  $\omega$  is the curvature (angle deficit) at  $v$ , gluing in  $\Delta$  there flattens  $v$  to have total incident angle  $2\pi$ . Thus  $v$  is no longer a vertex of  $P$  (and two new vertices are created along the bounding curve).

Let  $P^\Delta$  be the new manifold with boundary obtained after insertion of all curvature triangles into  $P$ . We claim that a planar embedding of  $P^\Delta$  does not overlap; i.e.,  $P^\Delta$  is isometric to a simple planar polygonal domain.

In the proof we use two results of Alexandrov. The first is his celebrated theorem [3, Theorem 1, p. 100] that gluing polygons to form a topological sphere in such a way that at most  $2\pi$  angle is glued at any point results in a unique convex polyhedron.

<sup>2</sup>One can view this as having two vertices with half the curvature collocated at  $v$ .

**Fig. 5** Lemma 5, Case 1:  
 (a)  $\omega < \pi$ ; (b)  $\omega \geq \pi$



The second is a tool that relies on this theorem:

**Lemma 3** *Let  $M$  be a convex polyhedral manifold with convex boundary, i.e., the angle toward  $M$  of the left and right tangent directions to  $\partial M$  is at most  $\pi$  at every point. Then the closed manifold  $M^\#$  obtained by gluing two copies of  $M$  along  $\partial M$  by identifying the corresponding points is isometric to a unique polyhedron, with a plane of symmetry  $\Pi$  containing  $\partial M$ , which is a convex polygon in  $\Pi$ .*

*Proof* That  $M^\#$  is a convex polyhedron follows from Alexandrov’s gluing theorem. Because  $M^\#$  has intrinsic symmetry, a lemma of Alexandrov [3, p. 214] applies to show that the polyhedron has a symmetry plane containing the polygon  $\partial M$ .  $\square$

One consequence of this lemma we record in a corollary:

**Corollary 4** *A convex polyhedral manifold  $M$  with convex boundary  $Q$  and with no interior curvature is isometric to a planar convex polygon.*

*Proof* Apply Lemma 3 to  $M$  and let  $M^\#$  be the resulting polyhedron. The lemma says that  $M^\#$  has a symmetry plane containing  $Q = \partial M$ . As all the vertices of  $M^\#$  are on  $Q$ ,  $M^\#$  itself must be planar. Therefore  $Q$  is the boundary of a planar convex polygon.  $\square$

Now we apply these tools to  $P^\Delta$ :

**Lemma 5** *For each half-surface  $P$  of  $\mathcal{P}$ ,  $P^\Delta$  is a planar convex polygon and therefore simple (nonoverlapping).*

*Proof*  $P^\Delta$  is clearly a topological disk:  $P$  is, and the insertions of  $\Delta$ ’s maintains it a disk. At every interior point of  $P^\Delta$ , the curvature is zero by construction. So the interior is flat.

Next we show that the boundary  $\partial P^\Delta$  is convex. This follows from the orthogonality of  $\text{sp}(v)$  guaranteed by Lemma 1, as the base angle of the inserted triangle(s) is  $\pi/2 - \omega/2$  for  $\omega < \pi$ , or  $\pi/2 - \omega/4$  for  $\omega \geq \pi$  (see Fig. 5;  $\omega = \omega(v)$ ), so the new angle is smaller than  $\pi$  by  $\omega/2$  or  $\omega/4$ .

Once we know that  $P^\Delta$  is homeomorphic to a disk and has a convex boundary, Corollary 4 shows that  $P^\Delta$  is a planar convex polygon and therefore simple.  $\square$



Note that, when the total curvature in  $P$  is  $2\pi$ , then the straight development of  $Q$  is turned  $2\pi$  by the  $\Delta$  insertions, as in Fig. 3(b). When the total curvature in  $P$  is less than  $2\pi$ , the development of  $Q$  is not straight, but the  $\Delta$  insertions turn it exactly the additional amount needed to close it to  $2\pi$ , as in (c) of the same figure.

### 3.3 Joining the Halves for Quasigeodesics

The final step of the unfolding procedure selects a *supporting segment*  $s \subset Q$  whose relative interior does not contain a projection  $v'$  of a vertex. All of  $Q$  will be cut except for  $s$ . When  $Q$  is a closed quasigeodesic, any choice for  $s$  generates a supporting line to a planar development of  $P_k$ ,  $k = 1, 2$ , because  $P_k^\Delta$  is a convex domain. Then joining planar developments of  $P_1$  and  $P_2$  along  $s$  places them on opposite sides of the line through  $s$ , thus guaranteeing nonoverlap. See Fig. 3(d), where  $s = v_5v'_6$ .

## 4 Quasigeodesic Loops

We now turn to the case where  $Q$  is a closed quasigeodesic loop with loop point  $x$ , at which the angle toward  $P$  is  $\beta > \pi$ . See Fig. 1, where  $\beta = \frac{3}{2}\pi$ .

### 4.1 Shortest Path Cuts for Quasigeodesic Loops

Lemma 1, claiming that the shortest path  $\text{sp}(p) = pp'$  is unique and orthogonal to  $Q$  at  $p'$ , needs no modification. For  $p' = x$ , the shortest path  $px$  makes a nonacute (at least  $\pi/2$ ) angle with  $Q$  on both sides. Lemma 2, claiming disjointness of the shortest paths for distinct vertices  $v_1, v_2$ , need only be modified by observing that more than one shortest path can project to  $x$ , but the paths do not intersect other than at  $x$ . The proof is identical.

The significant differences between quasigeodesics and quasigeodesic loops are concentrated largely in the proofs for flattening and for joining the halves. We should emphasize that the algorithm steps detailed earlier are the same; it is only the justification that becomes more complicated.

### 4.2 Flattening the Half-Surfaces Determined by Quasigeodesic Loops

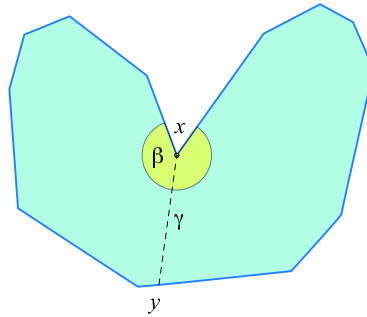
We aim to prove the analog of Lemma 5 for quasigeodesic loops:  $P^\Delta$  is (isometric to) a simple, planar polygon. Obviously that lemma establishes this for the convex half-surface of  $\mathcal{P}$ . In this subsection let  $P$  be the nonconvex half-surface in which the angle  $\beta$  at  $x$  exceeds  $\pi$ .

The argument will be different (and easier) if no vertices project to  $x$ .

#### 4.2.1 No Vertex Projects to $x$

**Lemma 6** *If no vertex of  $P$  projects to  $x$ , then  $P^\Delta$  is a simple, planar polygon.*

**Fig. 6** No vertex of  $P$  projects onto  $Q$  at  $x$



*Proof* Let  $\gamma$  be a geodesic on  $P^\Delta$  bisecting the angle  $\beta$  at  $x$  and meeting  $\partial P^\Delta$  at  $y$ ; see Fig. 6. Because  $P^\Delta$  is flat,  $\gamma$  does in fact meet the boundary of  $P^\Delta$ , i.e., it does not self-cross before reaching the boundary. Cut  $P^\Delta$  along  $\gamma = xy$  into two manifolds. Because  $\beta < 2\pi$ , the angle at  $x$  in each manifold is less than  $\pi$ . Therefore, we have obtained exactly the situation in Lemma 5: each is a flat manifold homeomorphic to a disk, with a convex boundary. Corollary 4 then implies that each is isometric to a planar convex polygon, with a supporting line through  $xy$ . Therefore they may rejoin along  $\gamma$  to form a planar simple polygon, with one reflex (concave) vertex at  $x$ .  $\square$

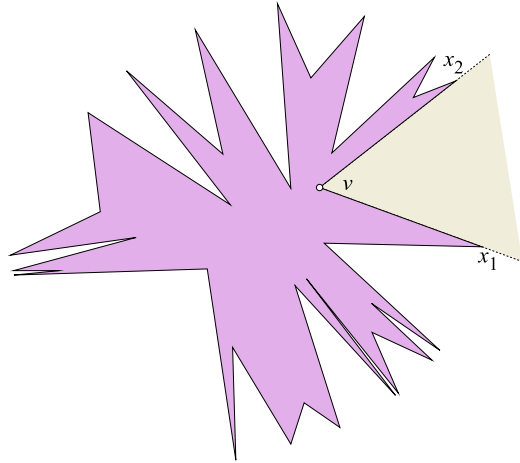
#### 4.2.2 Vertices Project to $x$

Now we consider the more difficult case where vertices in a set  $V = \{v_1, v_2, \dots, v_k\}$  project to  $x$ . Rather than construct  $P^\Delta$  directly as above, we proceed in two stages: first we insert curvature triangles for all those vertices of  $P$  that project to  $Q \setminus \{x\}$ , forming a (nonflat) manifold  $X$ , and then argue that  $X$  unfolds without overlap. We will not insert curvature triangles for the vertices in  $V$ , but rather argue directly for nonoverlap of a flattening  $U(X)$  of  $X$ . The boundary of  $U(X)$  will consist of two portions: a convex chain  $Q^c$  deriving from  $Q \setminus \{x\}$  and the insertion of the curvature triangles, and the remainder, a (generally) nonconvex chain  $Q^n$  deriving from  $x$  and the vertices in  $V$ . Much as in Fig. 6, we will cut  $X$  by a geodesic  $\gamma$  and later glue the two unfolding pieces back along  $\gamma$ . We will see that the chain  $Q^n$  is formed of subchains of particular star unfoldings with respect to  $x$ .

*Preliminaries.* We need several ingredients for this proof. First, we will need the cut locus of  $x$  on the manifold-with-boundary  $X$ , which may be defined as in Sect. 1:  $C(x)$  is the closure of the set of all points of  $X$  joined to the source point  $x$  by at least two shortest paths on  $X$ .

Second, we need two extensions to the theorem established in [5, Theorem 9.1] that the star unfolding of a polyhedron does not overlap. That paper assumed that the source point  $x$  was generic in the sense that it had a unique path to every vertex. We extend the result to the case where  $x$  has two or more distinct shortest paths to a vertex  $v$ : then simply cutting one of the paths to  $v$  again leads to nonoverlap. The second extension is more substantive. For any three points  $r, s, t$  in the plane, forming the counterclockwise angle  $\theta = \angle rst$  at  $s$ , define the *angular region* determined by these points to be the set of points  $p$  such that the segment  $ps$  falls within the angle  $\theta$ : counterclockwise of  $rs$  and clockwise of  $ts$ .

**Fig. 7** The open angular region determined by  $x$  and the vertex  $v$  is disjoint from the star unfolding  $S(x)$



**Lemma 7** *Let  $v$  be a vertex of the star unfolding  $S(x)$  of a polyhedral convex surface  $\mathcal{P}$  with respect to  $x \in \mathcal{P}$ , and  $x_1$  and  $x_2$  the images of  $x$  resulting from cutting a shortest path  $xv$ , with  $x_2$  counterclockwise of  $x_1$  around  $S(x)$ . Then  $S(x)$  is disjoint from the open angular region determined by  $x_1, v, x_2$ , or, equivalently,  $S(x)$  is enclosed in the closed angular region determined by  $x_2, v, x_1$ .*

See Fig. 7. Both of these extensions to [5] are established in [15]. We will also need this fact:

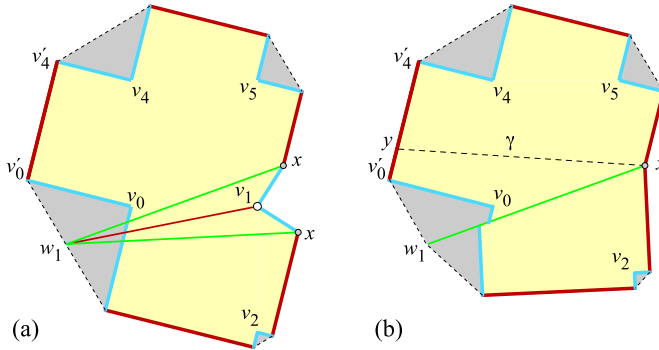
**Lemma 8** *Let  $M^\#$  be a convex polyhedron obtained by doubling  $M$  as in Lemma 3. Then a shortest path  $vu$  from a vertex  $v$  on the symmetry plane  $\Pi$ , to a vertex  $u$  not on  $\Pi$ , lies completely in the half containing  $u$ .*

*Proof* Let  $u$  be in the bottom half. Suppose for contradiction that a shortest path  $vu$  includes a section  $\sigma$  that enters the top half at  $s_1 \in \Pi$  and exits back to the bottom half at  $s_2 \in \Pi$ . Then we can reflect  $\sigma$  through  $\Pi$  to place it on the bottom half, without changing its length. Because shortest paths on convex surfaces do not branch, we obtain a contradiction. □

The flattening proof consists of two parts: first, a procedure is used to find the splitting geodesic  $\gamma$  or to determine that no such geodesic exists. The second part then has two cases for reaching the final unfolding.

*Part I: Excising Digons.* We now describe a process to flatten a subset of  $X$  by cutting out regions containing all its interior vertices. The flattened version  $X'$  will then be used in further steps of the proof.

Recall that we defined  $X$  as the manifold obtained by inserting curvature triangles into  $P$  for all shortest paths incident to  $Q \setminus \{x\}$  but leaving  $V = \{v_1, v_2, \dots, v_k\}$  unaltered. So  $X$  is not flat, but its boundary  $\partial X$  is the simple closed convex curve  $Q^c$ .



**Fig. 8** (a) Manifold  $X$  for the nonconvex half-surface of Fig. 1(b). The two points labeled  $x$  should be identified along the shortest path  $v_1x$ ; so  $X$  in this case is isometric to a subset of a cone with apex  $v_1$ . (b) After removing the digon bounded by paths from  $x$  to  $w_1$  and identifying the paths

Let  $C(x)$  be the cut locus of  $x$  on  $X$ . In general  $C(x)$  is a forest of trees, each of which meets  $\partial X$  in a single point, and whose leaves are the vertices in  $V$ . This follows from the proof of Theorem A in [22] but may also be seen intuitively as follows. By a remark of Alexandrov [3, p. 236], there exist many convex polyhedral surfaces  $\mathcal{X}$  containing  $X$ . The cut locus of  $x$  on  $\mathcal{X}$  is a tree which gets clipped by  $\partial X$  to a forest on  $X$ , provided that  $\mathcal{X}$  can be chosen such that any shortest path in  $\partial X$  starting at  $x$  crosses  $\partial X$  only once. A direct way to see this is to observe that, at every vertex  $v$  interior to  $X$ , an edge of  $C(x)$  emanates, and when two such edges meet interior to  $X$ , they join to start a third edge of  $C(x)$ .

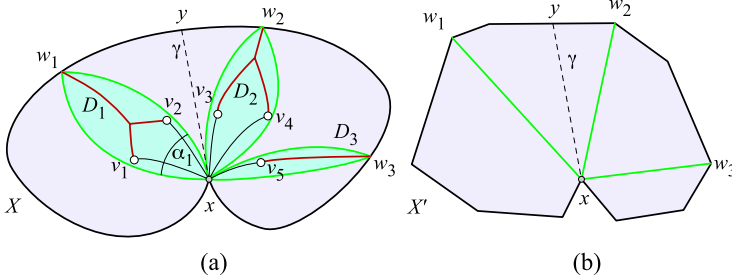
Let  $w_1, w_2, \dots$  be the points of  $C(x) \cap \partial X$ . Each  $w_i$  is joined to  $x$  by at least two shortest paths, and the union of two of these bounds a digon  $D_i$  that includes the tree component  $T_i$  of  $C(x)$  incident to  $w_i$ .

Cut out from  $X$  all  $D_i$ 's and glue back their boundary segments in  $X \setminus \bigcup_i \text{int} D_i$  to get a new surface  $X'$ . Because the vertices  $V$  of  $X$  have been excised with the digons,  $X'$  is flat. And  $\partial X'$  is convex except (possibly) at  $x$ . Therefore, the argument of Lemma 6 applies to  $X'$ , showing that it is the join of two planar convex polygons.

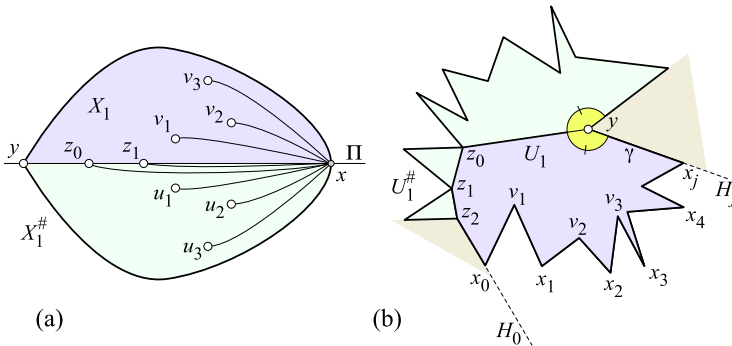
We illustrate this construction before proceeding with the proof, first with a real example, second with an abstract example. Figure 8(a) illustrates  $X$  for the geodesic loop on a cube from Fig. 1; only  $v_1$  projects to  $x$ .  $C(x)$  is in this case the single segment  $xw_1$ . After excising the digon bounded by the two  $xw_1$  shortest paths, the planar polygon  $X'$  shown in (b) is attained.

A more generic situation is illustrated in Fig. 9.

*Part II: Partitioning  $X$ , Case 1.* The next step of the proof is to partition the manifold  $X$  into pieces each of which has a convex boundary. The partition will be into either two or three pieces. We start with the two-piece Case 1. Let  $\alpha_i$  be the digon angle of  $D_i$  at  $x$  on  $X$ . Then the angle  $\beta$  at  $x$  on  $X$  is reduced by  $\sum \alpha_i$  on  $X'$ . Case 1 holds when there is a segment  $\gamma = xy$  on  $X'$  from  $x$  to some point  $y \in \partial X'$  such that the corresponding geodesic on  $X$  splits the angle  $\beta$  at  $x$  into two parts, each of which is at most  $\pi$ . (It is not possible to simply select the bisector of  $\beta$  on  $X$  for  $\gamma$ , because that bisector might fall inside the  $\alpha_i$  of one of the digons, and so not be realized



**Fig. 9** (a) The manifold  $X$  depicted abstractly. (b) Planar, simple  $X'$  after excision of digons



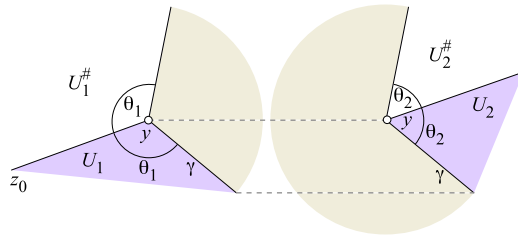
**Fig. 10** (a) The double polyhedron  $X_1^\#$  of  $X_1$ . (b) The star unfolding  $U_1^\#$  of  $X_1^\#$  with respect to  $x$

in  $X'$ .) Assuming for Case 1 that such a  $\gamma$  exists, we partition  $X$  by cutting along  $\gamma$ , resulting in two (nonflat) manifolds  $X_1$  and  $X_2$ . Note that each such manifold has a convex boundary:  $\partial X$  is convex at every point excepting  $x$ , the angle at  $y$  is less than  $\pi$ , and we have conveniently split the angle at  $x$ . Therefore, we may apply the “doubling” Lemma 3 to each half. Henceforth we confine our attention to  $X_1$ .

According to that lemma, we have a convex polyhedron  $X_1^\#$  with  $\partial X_1$  lying in the symmetry plane  $\Pi$ . We will call the portion above and below  $\Pi$  the upper and lower halves, respectively. The upper half includes (a subset of) vertices of  $V$ , say  $v_1, \dots, v_j$ , and the lower half includes equivalent copies, call them  $u_1, \dots, u_j$ . There are a number of vertices on  $\Pi$  deriving from  $\partial X_1$ , including  $x, y$ ; call them  $z_0, z_1, z_2, \dots$ , with  $z_0$  adjacent to  $y$ .

Now the plan is to construct the star unfolding of  $X_1^\#$  with respect to the point  $x$ . By Lemma 8, the shortest paths from  $x$  to the vertices of  $X_1^\#$  in  $\Pi$  lie wholly in one half or the other. For a vertex on  $\Pi$ , either the shortest path lies in  $\Pi$ , or there are pairs of equal-length shortest paths, one in the upper and one in the lower half. By our extension of the star unfolding theorem, we may choose which shortest path to cut in the case of ties and still obtain a nonoverlapping unfolding. We choose to select all shortest paths to the vertices on  $\Pi$  in the lower half (or along  $\Pi$  if that is where they lie). See Fig. 10(a). Note that  $\gamma = xy$  will necessarily lie in  $\Pi$ , and it is also necessarily a shortest path from  $x$  to  $y$  (because it is an edge of the polyhedron,

**Fig. 11** Complementary exterior open angular regions at  $y$



and every edge of a polyhedron is a shortest path between its endpoints). So we cut  $xy = \gamma$  as well. The result is a planar, nonoverlapping unfolding  $U_1^\#$ . Now, identify within  $U_1^\#$  the portion  $U_1$  corresponding to the upper half. Also note that  $\gamma$  is one edge of  $\partial U_1$ . Let  $x_{i-1}$  and  $x_i$  be the images of  $x$  adjacent to  $v_i$ . See Fig. 10(b). Note that  $Q_1^n = (x_0, v_1, x_1, v_2, \dots, v_j, x_j) \subset \partial U_1$  is a subchain of the nonconvex chain  $Q^n$  mentioned earlier, and its complementary chain  $Q_1^c$  in  $\partial U_1$  is a subchain of the convex chain  $Q^c$ .

Next we perform the exact same procedure for  $X_2$ , resulting in  $U_2^\#$  containing  $U_2$ . Now glue  $U_1^\#$  to  $U_2^\#$  along their boundary edges deriving from  $\gamma$ . Applying Lemma 7 at the point  $y$  in each unfolding shows that they join without overlap, as follows.

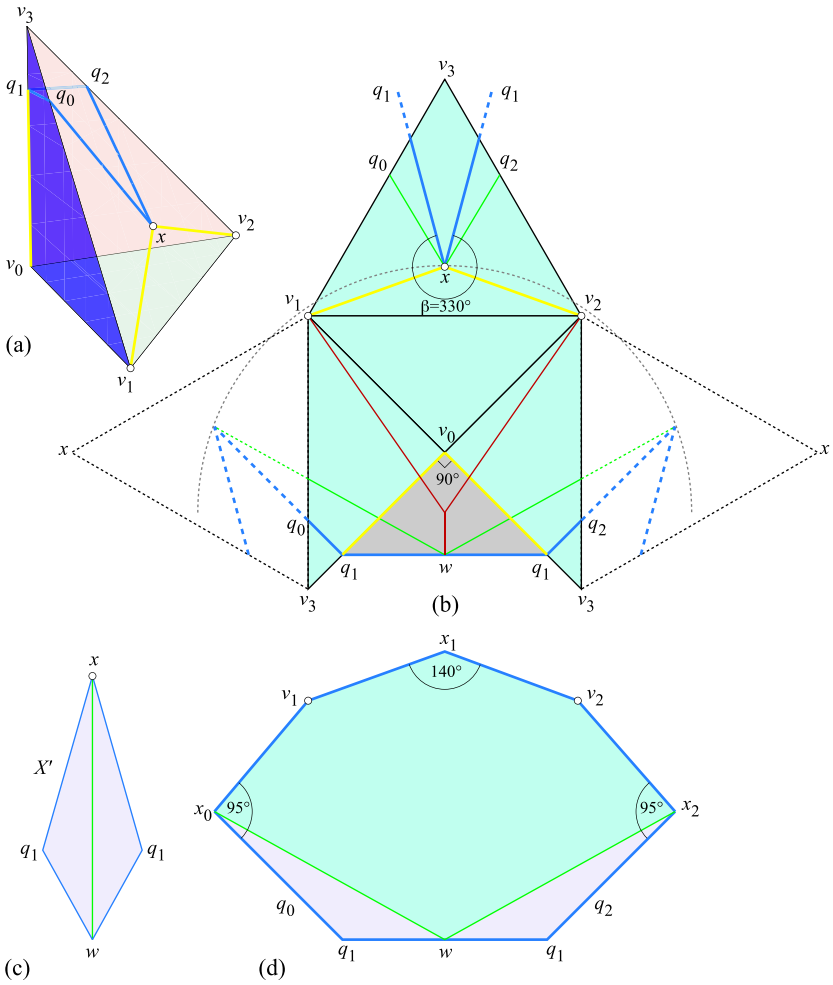
Let  $\theta_1$  be the angle at  $y$  in  $U_1$ , and  $\theta_2$  the angle in  $U_2$ . If  $y$  coincides with a vertex of  $Q$ , then  $\theta_1 + \theta_2 < \pi$ , hence joining the closed angular regions enclosing  $U_1^\#$  and  $U_2^\#$  leaves at  $y$  an empty open angular region of measure  $2(\pi - \theta_1 - \theta_2)$ . If  $y$  is not a vertex of  $Q$ , then  $\theta_1 + \theta_2 = \pi$ ; hence the closed angular regions enclosing  $U_1^\#$  and  $U_2^\#$  are complementary; see Fig. 11. Thus, in either case, the contained  $U_1$  and  $U_2$  do not overlap one another. And so we have established that  $U(X) = U_1 \cup U_2$  is a planar simple polygon.

*Part II: Partitioning  $X$ , Case 2.* Case 1 relies on the existence of a segment  $\gamma$  on  $X'$  such that the corresponding geodesic on  $X$  splits the angle  $\beta$  at  $x$  into two parts, each of which is at most  $\pi$ . Now we consider the possibility that there is no such  $\gamma$ . We illustrate this possibility with an example before handling this case.

In Fig. 12,  $\mathcal{P}$  is a tetrahedron with three right angles incident to  $v_0$ . The geodesic loop shown has at  $x$  an angle  $\beta = 330^\circ$  in the lower half and two vertices  $v_1$  and  $v_2$ , included in the same digon, projecting to  $x$ . In this example, the sole digon constitutes the majority of  $X$ , and its removal leaves  $X'$  (Fig. 12(c)) so narrow as to not admit a  $\gamma$  with the desired angle-splitting properties.

In this case, we have a “fat” digon  $D_i$  (possibly  $D_i = X$ ) whose angle  $\alpha_i$  at  $x$  covers all the possible splitting segments  $\gamma$ . Let  $D = D_i$  to ease notation, and let  $\gamma_1$  and  $\gamma_2$  be the two boundary edges (shortest paths) of  $D$  connecting  $x$  to  $w_i$ . Let  $a$  and  $b$  be the vertices adjacent to  $x$  on  $\partial X$ . The angle from  $ax$  to  $\gamma_1$  and the angle from  $bx$  to  $\gamma_2$  are both less than  $\pi$ . Now we define three (topologically) closed submanifolds of  $X$ :  $X_1$ , the portion bounded by  $\gamma_1$  and containing vertex  $a$ ,  $X_2$ , the portion bounded by  $\gamma_2$  and containing vertex  $b$ , and the digon  $D$  in between.  $X_1$  and  $X_2$  have convex boundaries, just as the manifolds in Case 1, and we go through the identical process:

$$X_i \rightarrow X_i^\# \rightarrow U_i^\# \rightarrow U_i .$$



**Fig. 12** (a) Geodesic loop  $Q = (q_0, q_1, q_2, x)$ . (b) The manifold after insertion of the curvature triangle with  $\omega(v_0) = 90^\circ$  at  $v_0$ .  $C(x)$  is the “Y”, and the digon is bounded by  $xw$ . (c)  $X'$ : after removal of digon. (d)  $U(X)$ . Note the angles at the three images of  $x$  sum to  $\beta = 330^\circ$

The digon  $D$  might not be convex at  $x$ ; in Fig. 12(b) the angle at  $x$  is  $\alpha_i = 300^\circ$ . So we cannot use the doubling lemma. Instead we glue (“zip”)  $\gamma_1$  to  $\gamma_2$ , which produces a convex polyhedron  $D^z$  containing the vertices of  $V$  inside  $D$  and vertices at  $x$  and at  $w_i$ . Now we produce the star unfolding of  $D^z$  with respect to  $x$ . Note that  $xw_i = \gamma_1 = \gamma_2$  is a shortest path on  $D^z$  (because  $\gamma_1$  and  $\gamma_2$  are shortest paths on  $X \supseteq D$ , there can be no shorter path in  $D$ , and a path crossing  $\gamma_1 = \gamma_2$  on  $D^z$  is necessarily longer), so that gets cut as part of the star unfolding. Call this unfolding  $U_D$ . By Lemma 7,  $U_D$  is contained within the closed angular region at  $w_i$ , bounded by rays along  $\gamma_1$  and  $\gamma_2$ .

Next we join  $U_1^\#$  to  $U_D$  along  $\gamma_1$  and  $U_2^\#$  to  $U_D$  along  $\gamma_2$ , nonoverlapping by the angular region properties, and conclude that the contained  $U(X) = U_1 \cup U_D \cup U_2$  is a planar simple polygon. See Fig. 12(d).

Finally, removing the inserted curvature triangles from  $U(X)$  establishes the analog of Lemma 5:

**Lemma 9** *For  $Q$  a quasigeodesic loop, the star unfolding of the nonconvex half-surface  $P$  of  $\mathcal{P}$  is a planar, simple polygon.*

### 4.3 Joining the Halves for Quasigeodesic Loops

Let  $s$  be the edge of the unfolding  $U = U(X)$  on which  $y$  lies (in Case 1) or on which  $w$  lies (in Case 2). If  $y$  or  $w$  is at a vertex of  $\mathcal{P}$ , then let  $s$  be either incident edge. We claim that the line  $L$  containing  $s$  is a supporting line to  $U(X)$ . We establish this by identifying a larger class of supporting lines, which includes  $L$ . We make the argument for Part II, Case 1 above (when  $\gamma$  exists), as Case 2 is very similar.

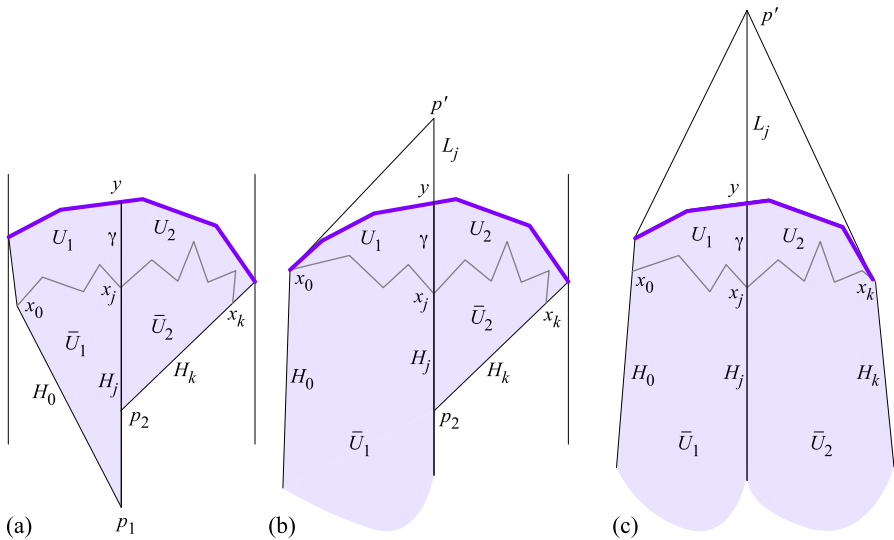
Returning to Fig. 10(b), consider the two empty angular regions exterior to  $U_1^\#$ , incident to the vertex adjacent to  $x_0$  that is not  $v_1$  ( $z_2$  in that figure), and the vertex adjacent to  $x_j$  that is not  $v_j$ , i.e.,  $y$ . Let  $H_0$  and  $H_j$  be the halflines on those angular region boundaries that include  $x_0$  and  $x_j$ , respectively. The empty angular regions imply that  $U_1$  is included in the convex region  $\overline{U}_1$  of the plane delimited by  $H_0$ ,  $H_j$ , and the convex boundary  $Q_1^c \subset \partial U_1$ : the nonconvex boundary portion  $Q_1^n \subset \partial U_1$  can cross neither  $H_0$  nor  $H_j$ . Let  $p_1$  be the point in  $H_0 \cap H_j$ , which might be “at infinity” if those halflines diverge. Similarly,  $U_2$  is included in a region  $\overline{U}_2$  delimited by  $H_j$  and  $H_k$ , which meet at  $p_2$  or not at all if those halflines diverge. Let  $L_j$  be the line containing  $H_j$ , which contains  $\gamma$ , and  $p_1$  and  $p_2$  when those exist. We consider three cases.

1. *Both  $p_1$  and  $p_2$  exist.* See Fig. 13(a). Then there are two supporting lines parallel to  $L_j$ , and every edge between them along  $\partial U$  is supporting to  $\overline{U}$  and so to  $U$ .
2.  *$p_2$  exists, but  $p_1$  does not.* See Fig. 13(b). We have the one line parallel to  $L_j$  supporting  $\overline{U}_2$ . Let  $p'$  be a point on  $L_j$  on the opposite side of  $y$  from  $p_2$  that maximizes the chain of  $\partial \overline{U}_1$  visible from  $p'$ , say the point that minimizes  $|p'y|$ . Then again every edge between the two supporting lines—that parallel to  $L_j$  supporting  $\overline{U}_2$ , and the line through  $p'$  supporting  $\overline{U}_1$ —is supporting to  $\overline{U}$  and so to  $U$ .
3. *Neither  $p_1$  nor  $p_2$  exist.* See Fig. 13(c). Then again let  $p'$  be a point on  $L_j$  on the opposite side of  $y$  that maximizes the visibility of  $\partial \overline{U}$ . Then all the edges between the tangency points extend to supporting lines.

In particular, we see that the line(s) extending edge(s) incident to  $y$  are among the supporting lines, as claimed. For example,  $s$  is  $v'_0v'_4$  in Fig. 8(b), and that edge is used to join the halves in Fig. 1(b).

One issue remains. It could be that the segment  $s$  identified above is the base of a curvature triangle, rather than a segment of  $Q$ , in which case it cannot be used for joining the halves. Returning to Fig. 5, there are two cases: (a)  $\omega < \pi$  and (b)  $\omega \geq \pi$ . In case (a),  $s$  is the base of a curvature triangle, with the angle at either endpoint of the





**Fig. 13** Lines determined by the marked portion of  $\partial U$  are supporting for  $U = U_1 \cup U_2$

base larger than  $\pi/2$ . Note that edges adjacent to  $s$  must be edges of  $Q$ . Regardless of the angle at which  $L_j$  intersects  $s$ , one of these two adjacent edges must include a supporting portion of  $\partial U$ , for example, visible from  $p'$  in Fig. 13(b, c). In case (b), two curvature triangles are inserted, but as we noted earlier, neither is truly needed, for the boundary of  $\partial U$  ( $\partial P$  in Lemma 5) is already convex at the apexes of the two curvature triangles. So, simply not inserting them leaves an edge of  $Q$  crossed by  $L_j$  that can serve as  $s$ . So, in all situations, we obtain a supporting segment.

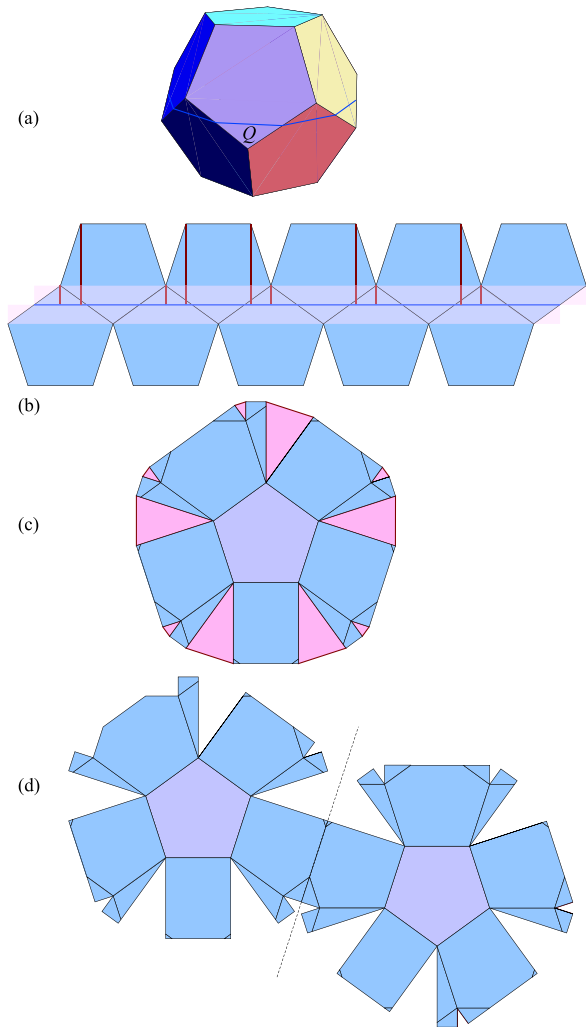
### 5 Conclusion

We have established our main theorem:

**Theorem 1** *Let  $Q$  be a quasigeodesic loop on a convex polyhedral surface  $\mathcal{P}$ . Cutting shortest paths from every vertex to  $Q$  and cutting all but a supporting segment  $s$  of  $Q$  as designated above unfolds  $\mathcal{P}$  to a simple planar polygon.*

Figure 14 shows another example, a closed quasigeodesic on a dodecahedron, this time a pure geodesic. The unfolding following the above construction is shown in Fig. 14(c, d). In this case where  $Q$  is a pure, closed geodesic, there is additional structure that can be used for an alternative unfolding. For now  $Q$  lives on a region isometric to a right circular cylinder. Figure 14(b) illustrates that the upper and lower rims of the cylinder are loops parallel to  $Q$  through the vertices of  $P$  at minimum distance to  $Q$  (at least one vertex on each side). In the figure, these shortest distances to the upper rim are the short vertical paths from  $Q$  to the five pentagon vertices. Those rim loops are themselves closed quasigeodesics. An alternative unfolding keeps the

**Fig. 14** (a)  $Q$  here is a geodesic; it includes no vertices, as is evident in the layout (b). The region isometric to a right circular cylinder is highlighted. The convex domain  $P^\Delta$  from Lemma 5 is shown in (c), and one possible unfolding in (d)

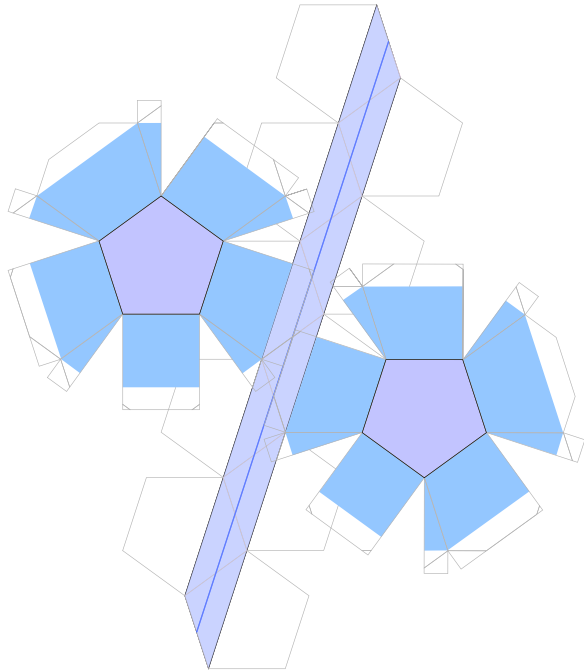


cylinder between the rim loops intact and attaches the two reduced halves to either side. See Fig. 15.

### 5.1 Future Work

We have focused on establishing Theorem 1 rather than the algorithmic aspects. Here we sketch preliminary thoughts on computational complexity. Let  $n$  be the number of vertices of  $\mathcal{P}$ , and let  $q = |Q|$  be the number of faces crossed by the geodesic loop  $Q$ . In general  $q$  cannot be bounded as a function of  $n$ . Let  $m = n + q$  be the total combinatorial complexity of the “input” to the algorithm. Constructing  $Q$  from a given point and direction will take  $O(q)$  time. Identifying a supporting segment  $s$  and laying out the final unfolding are proportional to  $m$ . The most interesting algorithmic challenge is to find the shortest paths from each vertex  $v_i$  to  $Q$ . The recent

**Fig. 15** Alternative unfolding of the example in Fig. 14. Various construction lines are shaded lightly



$O(n \log n)$  algorithm in [21] leads us to expect that the computation can be accomplished efficiently.

We do not believe that quasigeodesic loops constitute the widest class of curves for which the star unfolding leads to nonoverlap. Extending Theorem 1 to quasigeodesics with two exceptional points, one with angle larger than  $\pi$  to one side, and the other with angle larger than  $\pi$  to the other side, is a natural next step, not yet completed.

If one fixes a nonvertex point  $p \in \mathcal{P}$  and a surface direction  $\vec{u}$  at  $p$ , a quasigeodesic loop can be generated to have direction  $\vec{u}$  at  $p$ . It might be interesting to study the continuum of star unfoldings generated by spinning  $\vec{u}$  around  $p$ .

**Acknowledgements** We thank Boris Aronov for many observations and suggestions which improved the paper.

## References

1. Alexandrov, A.D.: Vypuklye Mnogogranniki. Gosudarstvennoe Izdatelstvo Tekhno-Teoreticheskoi Literatry, Moscow (1950). In Russian
2. Alexandrov, A.D.: Konvexe Polyeder. Akademie Verlag, Berlin (1958). Math. Lehrbücher und Monographien. Translation of the 1950 Russian edition
3. Alexandrov, A.D.: Convex Polyhedra. Springer, Berlin (2005). Monographs in Mathematics. Translation of the 1950 Russian edition by N.S. Dairbekov, S.S. Kutateladze, and A.B. Sossinsky
4. Alexandrov, A.D., Zalgaller, V.A.: Intrinsic Geometry of Surfaces. American Mathematical Society, Providence (1967)
5. Aronov, B., O'Rourke, J.: Nonoverlap of the star unfolding. *Discrete Comput. Geom.* **8**, 219–250 (1992)

6. Demaine, E.D., O'Rourke, J.: *Geometric Folding Algorithms: Linkages, Origami, Polyhedra*. Cambridge University Press, Cambridge (2007). <http://www.gfalop.org>
7. Ieiri, K., Itoh, J.-i., Vilcu, C.: Quasigeodesics and farthest points on convex surfaces. Submitted to *Adv. Geom.* (2010)
8. Itoh, J.-i., Vilcu, C.: Criteria for farthest points on convex surfaces. *Math. Nachr.*, To appear (2009)
9. Itoh, J.-i., Vilcu, C.: Geodesic characterizations of isosceles tetrahedra. Preprint (2008)
10. Itoh, J.-i., O'Rourke, J., Vilcu, C.: Unfolding convex polyhedra via quasigeodesics. Technical Report 085, Smith College, July (2007). [arXiv:0707.4258v2](https://arxiv.org/abs/0707.4258v2) [cs.CG]
11. Itoh, J.-i., O'Rourke, J., Vilcu, C.: Unfolding convex polyhedra via quasigeodesics: Abstract. In: *Proc. 17th Annu. Fall Workshop Comput. Comb. Geom.*, November (2007)
12. Itoh, J.-i., O'Rourke, J., Vilcu, C.: Source unfoldings of convex polyhedra with respect to certain closed polygonal curves. In: *Proc. 25th European Workshop Comput. Geom.*, pp. 61–64. EuroCG, March (2009)
13. Kobayashi, S.: On conjugate and cut loci. In: Chern, S.S. (ed.) *Studies in Global Geometry and Analysis*, pp. 96–122. Mathematical Association of America, Washington (1967)
14. Miller, E., Pak, I.: Metric combinatorics of convex polyhedra: Cut loci and nonoverlapping unfoldings. *Discrete Comput. Geom.* **39**, 339–388 (2008)
15. O'Rourke, J., Vilcu, C.: A new proof for star unfoldings of convex polyhedra. Manuscript in preparation (2009)
16. Pogorelov, A.V.: Quasi-geodesic lines on a convex surface. *Mat. Sb.* **25**(62), 275–306 (1949). English transl., *Am. Math. Soc. Transl.* **74** (1952)
17. Pogorelov, A.V.: *Extrinsic Geometry of Convex Surfaces*. Translations of Mathematical Monographs, vol. 35. American Mathematical Society, Providence (1973)
18. Poincaré, H.: Sur les lignes géodésiques des surfaces convexes. *Trans. Am. Math. Soc.* **6**, 237–274 (1905)
19. Sakai, T.: *Riemannian Geometry*. Translation of Mathematical Monographs, vol. 149. American Mathematical Society, Providence (1996)
20. Sharir, M., Schorr, A.: On shortest paths in polyhedral spaces. *SIAM J. Comput.* **15**, 193–215 (1986)
21. Schreiber, Y., Sharir, M.: An optimal-time algorithm for shortest paths on a convex polytope in three dimensions. *Discrete Comput. Geom.* **39**, 500–579 (2008)
22. Shiohama, K., Tanaka, M.: Cut loci and distance spheres on Alexandrov surfaces. *Séminaires Congrès* **1**, 531–559 (1996). Actes de la Table Ronde de Géométrie Différentielle (Luminy, 1992)